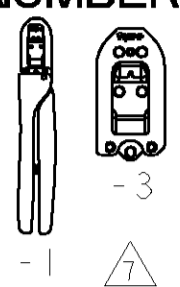
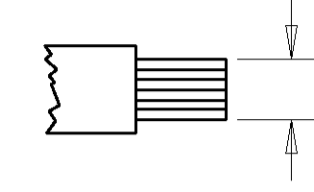
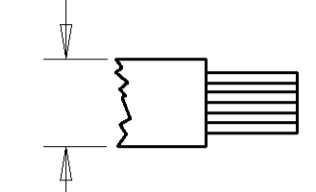
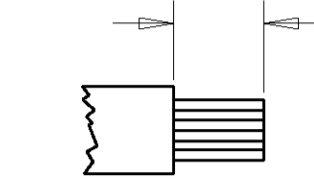
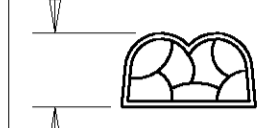

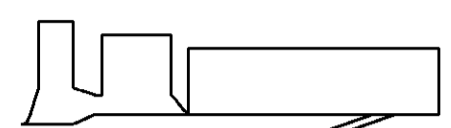
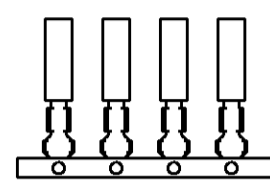























REV	DATE	BY	DESCRIPTION	DATE	DWN	APVD
B2	25JUN04	RAS	ADD SHT2, 1752959, & 1752960		JJG	

TOOL NUMBER 	WIRE SIZE mm ² [AWG] 	INSULATION DIAMETER mm [in.] 	STRIP LENGTH mm [in.] 	CRIMP HEIGHT mm [in.] 	CONTACT PART NUMBERS 		CONTACT DESCRIPTION	APPLICATION SPECIFICATION
					LOOSE PIECE 	STRIP FORM 		
91563-1 91563-3	0.20-0.56 [24-20]	1.50-2.20 [.059-.087]	4.0-4.5 [.157-.177]	0.98±0.05 [.039±.002]	171699-[] 	171630-[]  	ECONOSEAL "J" II, .070 Series Contacts	114-5082
	0.20-0.56 [24-20]			1.02±0.05 [.040±.002]	173600-[] 	171631-[]  		
91573-1 91573-3	0.50-0.89 [20-18] 1.25-1.42 [16]	2.00-2.60 [.079-.102]	3.5-4.5 [.138-.177]	1.20-1.35 [.047-.053] 1.45-1.60 [.057-.063]	175027-[] 175030-[]	173631-[]   173645-[]  	.070 Series Contacts	114-5091 114-5092 114-5091-9 114-5092-9
	0.20-0.22 [24] 0.30-0.35 [22]	1.20-1.50 [.047-.059] 1.20-1.60 [.047-.063]	3.5-4.5 [.138-.177]	1.00-1.10 [.039-.043] 1.05-1.18 [.041-.046]	175026-[] 175029-[]	173630-[]   173633-[]  		
91583-1 91583-3	0.50-0.89 [20-18] 1.25-1.42 [16]	2.00-2.70 [.079-.106]	4.5-5.0 [.177-.197]	1.20-1.32 [.047-.0512] 1.38-1.52 [.054-.060]	173707-[] 	171662-[]  	ECONOSEAL "J" II, .070 Series Contacts	114-5082
	0.50-0.89 [20-18] 1.25-1.42 [16]	2.00-2.70 [.079-.106]	4.5-5.0 [.177-.197]	1.20-1.32 [.047-.052] 1.38-1.52 [.054-.060]	173706-[] 	171661-[]  		

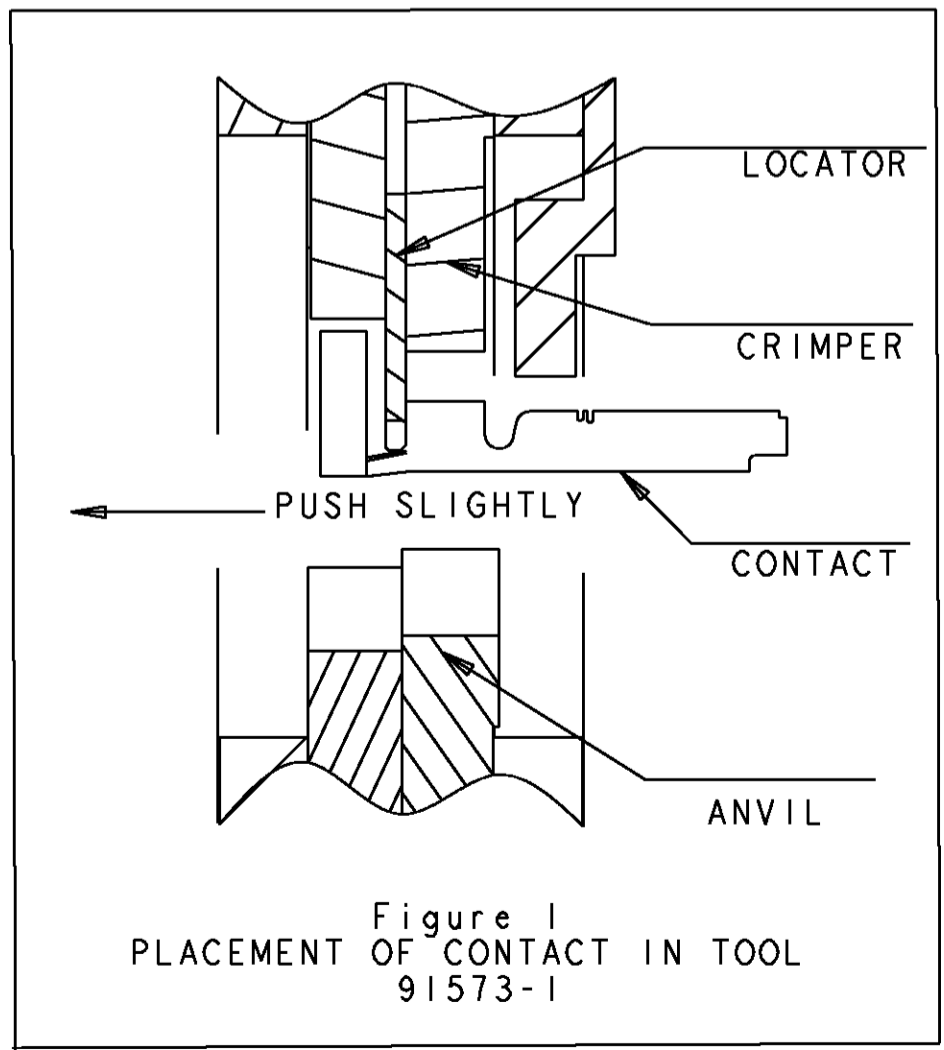
 LIST OF APPLIED CONTACT PART NUMBERS MAY NOT BE COMPLETE AND IS SUBJECT TO CHANGE. FOR CURRENT INFORMATION ON TERMINAL PART NUMBERS, CONTACT THE TOOLING ASSISTANCE CENTER : 1-800-722-1111.


2. AMP, CERTI-CRIMP and ECONOSEAL ARE TRADEMARKS.

 TERMINAL MUST BE PRE-FORMED BEFORE IT CAN BE CRIMPED.

 .070 TYPE RUBBER PLUG 172746-[] OR 178210-[] IS USED WHEN CRIMPING THIS PRODUCT.

 .070 TYPE RUBBER PLUG 176886-[] OR 172888-[] IS USED WHEN CRIMPING THIS PRODUCT.



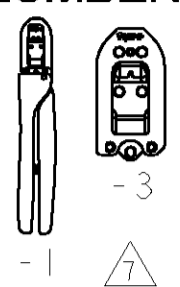
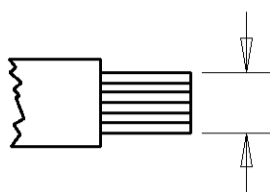
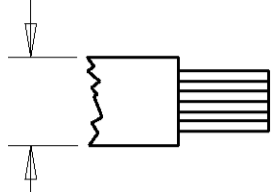
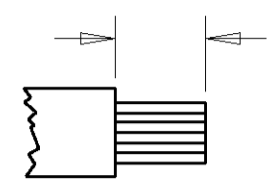
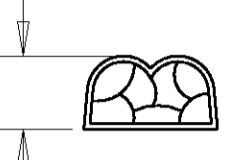

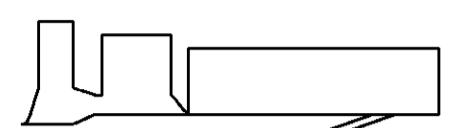
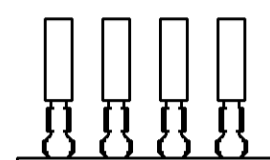
 POSITION CONTACT BETWEEN CRIMPS SO LOCATOR / INSULATION STOP ENTERS THE CONTACT. PUSH THE CONTACT TOWARD THE LOCATOR AS SHOWN IN FIGURE 1. HOLDING CONTACT IN PLACE, SQUEEZE TOOL HANDLES TOGETHER UNTIL INSULATION BARREL ANVIL STARTS ENTRY INTO INSULATION CRIMPER. DO NOT DEFORM INSULATION BARRREL OR WIRE BARREL AT THIS MOMENT.

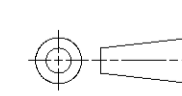
 -1 IS A COMPLETE CERTICRIMP II HAND TOOL ASSEMBLY. -3 IS A CERTICRIMP II HEAD SUB-ASSEMBLY.

THIS DRAWING IS A CONTROLLED DOCUMENT FOR AMP INCORPORATED. IT IS SUBJECT TO CHANGE AND THE CONTROLLING ENGINEERING ORGANIZATION SHOULD BE CONTACTED FOR THE LATEST REVISION.		DWN J. GULA 19FEB2002	AMP Tyco Electronics Harrisburg, PA 17105-3608
		CHK J. GULA 19FEB2002	
		APVD R. SCHAFFNER 19FEB2002	NAME CERTI-CRIMP II TOOL DATA SHEET ECONOSEAL "J"-II & .070 SERIES CONTACTS
		PRODUCT SPEC -	
		APPLICATION SPEC -	SIZE A2
		WEIGHT -	CAGE CODE 00779
		CUSTOMER DRAWING	DRAWING NO. 1583009
			SCALE - SHEET 1 OF 2 REV B2

THIS DRAWING IS UNPUBLISHED. RELEASED FOR PUBLICATION .19
 © COPYRIGHT 19 BY AMP INCORPORATED. ALL RIGHTS RESERVED.

LOC	DIST	REVISIONS					
A	40	F	LTR	DESCRIPTION	DATE	DWN	APVD
		-		SEE SHEET 1	-	-	-

TOOL NUMBER 	WIRE SIZE mm ² [AWG] 	INSULATION DIAMETER mm [in.] 	STRIP LENGTH mm [in.] 	CRIMP HEIGHT mm [in.] 	CONTACT PART NUMBERS 		CONTACT DESCRIPTION	APPLICATION SPECIFICATION
					LOOSE PIECE 	STRIP FORM 		
1752959-1 1752959-3	1.28-1.42 [16]	2.08-2.64 [.082-.104]	3.60-4.20 [.142-.165]	1.42±0.05 [.056±.002]	-	1-1437709-3	1.6 MM SYSTEM TERMINAL W/SEAL	N/A
	1.60±0.05 [.063±.002]			-	1-1437709-6			
1752960-1 1752960-3	0.50-0.60 [20]	1.40-2.21 [.055-.087]	3.60-4.20 [.142-.165]	1.07±0.05 [.042±.002]	-	1-1437709-2	1.6 MM SYSTEM TERMINAL W/SEAL	N/A
	1.19±0.05 [.047±.002]			-	1-1437709-5			
-	-	-	-	-	-	-	-	-
-	-	-	-	-	-	-	-	-
-	-	-	-	-	-	-	-	-
-	-	-	-	-	-	-	-	-

<small>THIS DRAWING IS A CONTROLLED DOCUMENT FOR AMP INCORPORATED. IT IS SUBJECT TO CHANGE AND THE CONTROLLING ENGINEERING ORGANIZATION SHOULD BE CONTACTED FOR THE LATEST REVISION.</small>		DWN J. GULA 19FEB2002 CHK J. GULA 19FEB2002 APVD R. SCHAFFER 19FEB2002	AMP Tyco Electronics Harrisburg, PA 17105-3608
DIMENSIONS: mm 	TOLERANCES UNLESS OTHERWISE SPECIFIED: 0 PLC ± 1 PLC ± 2 PLC ± 3 PLC ± 4 PLC ± ANGLES ± FINISH -	PRODUCT SPEC - APPLICATION SPEC - WEIGHT -	NAME CERTI-CRIMP II TOOL DATA SHEET ECONOSEAL "J"-11 & .070 SERIES CONTACTS SIZE A2 CAGE CODE 00779 DRAWING NO. 1583009
MATERIAL -		CUSTOMER DRAWING	SCALE - SHEET 2 OF 2 REV B2