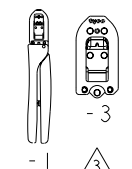
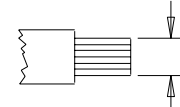
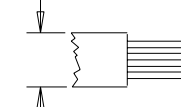
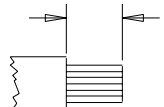
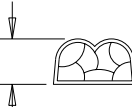

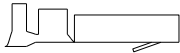
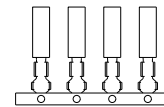




TOOL NUMBER 	WIRE SIZE mm <sup>2</sup> [AWG] 	INSULATION DIAMETER mm [in.] 	STRIP LENGTH mm [in.] 	CRIMP HEIGHT mm [in.] 	CONTACT PART NUMBERS 		CONTACT DESCRIPTION	APPLICATION SPECIFICATION
					LOOSE PIECE 	STRIP FORM 		
91516-1 91516-3	0.05 - 0.15 [30-26] 0.2 - 0.6 [24-20]	1.22 MAX [.048 MAX] 1.75 MAX [.069 MAX]	3.96±0.38 [.156±.015] 4.34±0.38 [.171±.015]	0.686±0.051 [.027±.0020] 0.775±0.051 [.0305±.0020]	86015-[ ] 86016-[ ]	85967-[ ] 85969-[ ]	AMPMODU MOD IV Rec. Contacts	114-25003
91517-1 91517-3	0.12 - 0.24 [26-24] 0.32 - 0.38 [22]	1.02-1.52 [.040-.060]	3.56±0.38 [.140±.015]	0.76±0.05 [.030±.002] 0.86±0.05 [.034±.002]	87667-[ ] 102548-[ ] 87756-[ ] 103171-[ ] 102107-[ ] 166679-[ ] 102128-[ ]	87666-[ ] 102095-[ ] 166678-[ ]	AMPMODU MOD IV AND V CONTACTS	114-25016 114-25003
91518-1 91518-3	0.03 - 0.09 [32-28] 0.12 - 0.38 [26-22]	0.64-1.52 [.025-.060] 0.64-1.52 [.025-.060]	3.18-3.96 [.125-.156] 3.18-3.96 [.125-.156]	0.58±0.05 [.023±.002] 0.79±0.05 [.031±.002]	104481-6 104481-8 104481-7 104480-7 104480-9 104480-8	104481-1 104481-3 104481-2 104481-4 104480-1 104480-3 104480-2 104480-4	AMPMODU Short Point Contacts	114-25038
91533-1 91533-3	0.12 - 0.35 [26-22]	0.97-1.57 [.038-.062]	3.81±0.13 [.150±.005]	0.76±0.05 [.030±.002]	87165-[ ]	87124-[ ]	LOCKING CLIP Contacts	114-25006
91541-1 91541-3	0.03-0.06 [32-30] 0.08-0.10 [28-27]	0.51-1.02 [.020-.040]	2.77-4.37 [.109-.172]	0.56±0.05 [.022±.022] 0.56±0.05 [.022±.022]	102098-[ ] 102316-[ ] 102917-[ ] 102918-[ ] 102920-[ ] 103455-[ ]		AMPMODU MOD IV AND V CONTACTS	114-25003
91551-1 91551-3	0.20-0.56 [24-20]	0.64-1.52 [.025-.060]	3.18-3.96 [.125-.156]	0.74±0.05 [.029±.002]	104479-5 104479-6 104479-7	104479-2 104479-3 104479-4	AMPMODU Short Point Contacts	114-25038
91601-1 91601-3	0.20 [24] 0.30-0.60 [22-20]	0.64-1.52 [.025-.060]	3.18-3.96 [.125-.156]	0.74±0.05 [.029±.002]	104479-5 104479-6 104479-7	104479-2 104479-3 104479-4	AMPMODU Short Point Contacts	114-25038

 LIST OF APPLIED CONTACT PART NUMBERS MAY NOT BE COMPLETE AND IS SUBJECT TO CHANGE. FOR CURRENT INFORMATION, CONTACT THE TOOLING ASSISTANCE CENTER : 1-800-722-1111.

2. AMP, AMPMODU, and CERTI-CRIMP are trademarks.  
 -1 IS A CERTICRIMP II HAND TOOL ASSEMBLY.  
 -3 IS A CERTICRIMP II HEAD SUB-ASSEMBLY.

THIS DRAWING IS A CONTROLLED DOCUMENT FOR AMP INCORPORATED. IT IS SUBJECT TO CHANGE, AND THE CONTROLLING ENGINEERING ORGANIZATION SHOULD BE CONTACTED FOR THE LATEST REVISION.		DWN J. GULA 15MAR2002	AMP Tyco Electronics Harrisburg, PA 17105-3608	
DIMENSIONS: mm		CHK J. GULA 15MAR2002	NAME CERTI-CRIMP II TOOL DATA SHEET AMPMODU CONTACT FAMILY	
TOLERANCES UNLESS OTHERWISE SPECIFIED: 0 PLC ± 1 PLC ± 2 PLC ± 3 PLC ± 4 PLC ± ANGLES ± FINISH -		APVD R. SCHAEFFER 15MAR2002	DRAWING NO C-1583003	
MATERIAL -		PRODUCT SPEC -	SIZE A2	CAGE CODE 00779
		APPLICATION SPEC -	SCALE - SHEET 1 OF 1 REV B1	
		WEIGHT -	CUSTOMER DRAWING	