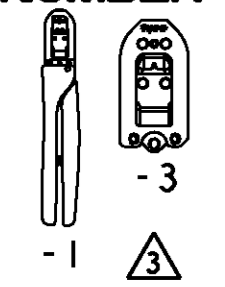
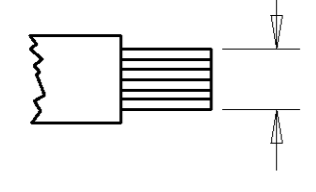
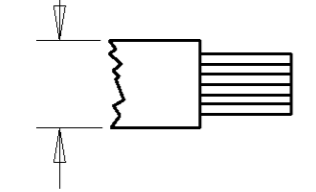
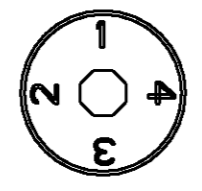
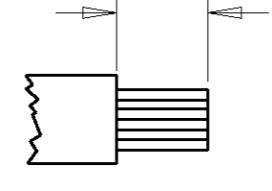


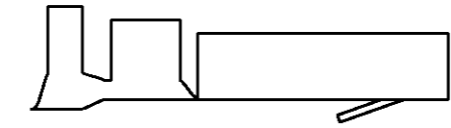
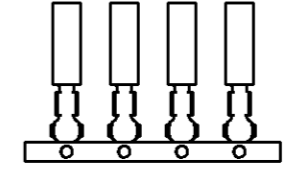



THIS DRAWING IS UNPUBLISHED. RELEASED FOR PUBLICATION
 BY TYCO ELECTRONICS CORPORATION. ALL RIGHTS RESERVED.

LOC		DIST		REVISIONS			
A	00	P	LTR	DESCRIPTION	DATE	DWN	APVD
		B		ADD INSUL ADJUSTER TO DRAWING	02JUN09	RAS	BAW

TOOL NUMBER 	WIRE SIZE mm ² [AWG] 	INSULATION DIAMETER mm [in.] 	INSUL. ADJ. 	STRIP LENGTH mm [in.] 	CRIMP HEIGHT mm [in.] 	CONTACT PART NUMBERS 		CONTACT DESCRIPTION	APPLIC. SPECIF.
						LOOSE PIECE 	STRIP FORM 		
91501-1 91501-3	0.2 - 0.38 [24-22] 0.5-0.6 [20]	1.52 MAX [.060 MAX]	YES	3.18±0.38 [.125±.015]	0.74±0.05 [.029±.002] 0.89±0.05 [.035±.002]	794610-[]	794606-[]	Micro MATE-N-LOK Contacts	114-13000
91502-1 91502-3	0.05-0.15 [26-30]	1.52 MAX [.060 MAX]	YES	3.81±0.38 [.150±.015]	0.58±.05 [.023±.002]	794611-[]	794607-[]	Micro MATE-N-LOK Contacts	114-13000
91504-1 91504-3	0.5 - 2.1 [20-14] (Two Wires Total) 0.8-0.9[18] plus (+) 0.8-1.4[18-16]	2.54 - 3.3 [.100-.130] 2.92 MAX [.115 MAX]	YES	4.75±0.38 [.187±.015]	1.35±0.05 [.053±.002] 1.63±0.05 [.064±.002]	60619-[] 60620-[] 170121-[]	61117-[] 61118-[] 170120-[]	Commercial MATE-N-LOK contacts	114-1012
91512-1 91512-3	0.20 - 0.56 [24-20] 0.75 - 0.89 [18]	1.52 - 2.54 [.060-.100]	YES	4.75±0.38 [.187±.015]	0.99±0.05 [.039±.002] 1.24±0.05 [.049±.002]	61473-[] 60618-[] 60617-[] 170148-[]	61115-[] 61116-[] 61314-[] 170147-[]	Commercial MATE-N-LOK contacts	114-1012
91528-1 91528-3	0.2 - 0.6 [24-20] 0.8 - 0.9 [18]	1.09-1.91 [.043-.075] 1.52-2.54 [.060-.100]	YES	4.75±0.38 [.187±.015]	0.99±0.05 [.039±.002] 1.24±0.05 [.049±.002]	61473-[] 60618-[] 60617-[]	61115-[] 61116-[] 61314-[]	Commercial MATE-N-LOK contacts	114-1012
91597-1 91597-3	0.20 - 0.56 [24-20] 0.75 - 0.89 [18]	1.52 - 2.54 [.060-.100]	YES	4.75±0.38 [.187±.015]	0.99±0.05 [.039±.002] 1.24±0.05 [.049±.002]	640706-[] 640707-[] 770258-[] 770522-[] 350011-[]	640252-[] 350980-[] 770476-[] 61668-[]	SL-156 receptacles BIFURCATED LEAF CONTACT	114-1021 114-1015
91598-1 91598-3	0.2 - 0.6 [24-20] 0.8 - 0.9 [18]	1.09-1.91 [.043-.075] 1.52-2.54 [.060-.100]	YES	4.75±0.38 [.187±.015]	0.99±0.05 [.039±.002] 1.24±0.05 [.049±.002]	640706-[] 640707-[] 770258-[] 770522-[] 350011-[]	640252-[] 350980-[] 770476-[] 61668-[]	SL-156 receptacles BIFURCATED LEAF CONTACT	114-1021 114-1015

 LIST OF APPLIED CONTACT PART NUMBERS IS SUBJECT TO CHANGE. FOR CURRENT INFORMATION, CONTACT THE TOOLING ASSISTANCE CENTER : 1-800-722-1111.

2. AMP, CERTI-CRIMP, and MATE-N-LOK are trademarks.

 -1 IS A CERTICRIMP II HAND TOOL ASSEMBLY.
 -3 IS A CERTICRIMP II HEAD SUB-ASSEMBLY.

THIS DRAWING IS A CONTROLLED DOCUMENT FOR TYCO ELECTRONICS CORPORATION. IT IS SUBJECT TO CHANGE AND THE CONTROLLING ENGINEERING ORGANIZATION SHOULD BE CONTACTED FOR THE LATEST REVISION.		DWN D. COLLEGE 25SEP2001	Tyco Electronics Harrisburg, PA 17105-3608	
DIMENSIONS: mm		CHK J. GULA 13MAR2002	NAME CERTI-CRIMP II TOOL DATA SHEET MATE-N-LOK CONTACT FAMILY	
TOLERANCES UNLESS OTHERWISE SPECIFIED: 0 PLC ± 1 PLC ± 2 PLC ± 3 PLC ± 4 PLC ± ANGLES ± FINISH		APVD R. SCHAEFFER 13MAR2002	RESTRICTED TO	
MATERIAL		PRODUCT SPEC APPLICATION SPEC	SIZE A2	CAGE CODE 00779
		WEIGHT	DRAWING NO G-1583001	SCALE
		CUSTOMER DRAWING		SHEET 1 OF 1 REV B