


New Applicator Proposal/Design Form


Company Name: _____
Company Contact: _____ **Title:** _____
Address: _____


Country: _____
Phone: _____ **Fax:** _____
TYCO Customer Acct # _____ **Email:** _____

Type of Applicator:

Applicator (Ram) Type (Choose one):


 HDC


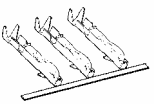
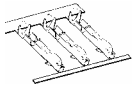



 HDE


 HDJ

(Choose One of each Category)

Terminator Stroke: 30 mm 40 mm
Crimping Machine: Leadmaker Bench
Crimp Height Adjustment Type: Standard Fine
Feed Type: Mechanism Air
 Pre-feed Post-feed


Type of Terminal: **TYCO Terminal Term. No.** **Non - TYCO Terminal**
 *** For Non - TE Terminal Use ***

Terminal Manufacturer:				
Manufacturer Part No (include additional info)				
Terminal to be inserted into housing?	<input type="checkbox"/> Yes, Part #			
	<input type="checkbox"/> No			
Seal or Grommet to be applied	<input type="checkbox"/> Yes, Part #			
	<input type="checkbox"/> No			
Carrier Strip Type:	<input type="checkbox"/> Front 			
<input type="checkbox"/> Rear 	<input type="checkbox"/> Front & Rear 			
<input type="checkbox"/> Center 	<input type="checkbox"/> Other (Please specify & Attach Terminal Drawing)			
<input type="checkbox"/> End-to-End 				
Wire Size(s)				
Wire Crimp Height(s)				
Insulation Crimp Height(s)				
Insulation Outside Diameter(s)				
Pull Test Minimum Requirement				
Wire Qty crimped Simultaneously	<input type="checkbox"/> Single	<input type="checkbox"/> Multiple		
Cross-Section Analysis	<input type="checkbox"/> Yes	<input type="checkbox"/> No		

Crimp Specification Information

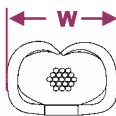
Indicate crimp specification dimension & tolerances (Open Barrel)

Wire Crimp: "F" Type "O" Type



W = _____ **±** _____

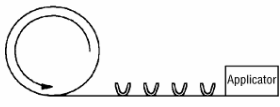
Insulation Crimp: "F" Type "O" Type
 "OV" Type "BOX" Type
 Other Type



W = _____ **±** _____

Carrier form during crimping: Cutting Carrier Continuous Carrier

Reel Feed Direction (facing the front of the machine)



Rear (End-to-End) Left-to-Right

Note: Please list & document any special crimp, cut-off, bend, housing requirements, or special qualification requirement:

Special Request:

Please complete this form in its entirety. All the list information is required in order to provide a quotation. Be sure to include contact name for further communication. Submit a copy of this information, product prints, or 5 sample terminals (on carrier strip), & an application specification or 5 properly terminated samples to your Tyco Electronics / AMP Sales Representative.

Note: When an applicator is ordered, **200 terminal samples (in strip form), product prints, application specifications**, and (if applicable) 50 seals and one terminal housing **must be provided** for the final assembly & applicator qualification.